

Sensory evaluation of cold-smoked trout packaged in vacuum and modified atmosphere

Jasna Djordjevic¹, Natasa Pavlicevic², Marija Boskovic¹, Tatjana Baltic³, Jelena Ivanovic¹,
Natasa Glamoclija¹, Milan Z. Baltic¹

Abstract: The aim of the study was to investigate the influence of different packaging methods on the sensory properties of cold smoked trout fillets stored at 3°C during six weeks. Cold smoked trout fillets were vacuumed packaged or packaged in one of two modified atmospheres with a gas ratio of 50% CO₂:50% N₂ or 90% CO₂:10% N₂. Before and after storage, fillets underwent sensory analysis for colour intensity, odour and taste of smoke intensity, tenderness and overall acceptability (on days 0, 7, 14, 21, 28, 35 and 42 of storage). Colour intensity, odour and taste of smoke intensity and overall acceptability of all examined groups of cold smoked trout fillets decreased during storage, while tenderness of the fish fillets remained virtually unchanged. Cold-smoked trout fillets packaged in the modified atmospheres had higher average sensory scores compared to vacuum packaged cold-smoked trout fillets.

Keywords: trout, smoking, packaging, storage, sensory properties.

Introduction

Proper nutrition has primary importance in good life quality. For this reason, fish meat, due to its nutritional value, occupies an important place in the human diet. Throughout human history, fish meat has been a significant food source, important for survival and human development. Fish has always been appreciated in coastal areas, especially those with deficient conditions for agricultural development. Fish as a food, in addition to the favourable content of proteins, minerals and vitamins, seems particularly attractive to the consumer because it is a very rich source of essential fatty acids, which play a role in the prevention of many human diseases (Cvrtila and Kozacinski, 2006; Baltic et al., 2010).

Food preservation, and therefore smoking, as one of the oldest methods of meat preservation, dates back to prehistoric times, while today, the process of fish smoking in developed countries is applied primarily to improve fish sensory characteristics and conveniently market an assortment of fish meat and products (Vasiliadou et al., 2005; Foucat et al., 2008; Gomez-Guillen et al., 2009). In accordance with the standard for smoked fish, smoke-flavoured fish and smoked dried fish (Codex Alimentarius, 2013), cold-smoked fish is produced

by treating fish with smoke using time/temperature combinations that will not cause significant coagulation of the proteins in the fish meat, but will cause some reduction of the water activity. Salting, packaging and storage processes are also defined in this standard. In the literature, there are numerous data relating to the factors important for the smoked fish quality. Special attention is dedicated to the shelf life of smoked fish (bacteriological status, physical, chemical, sensory properties), particularly with regard to the packaging method, which aims to extend the shelf life of smoked fish (Salama and Ibrahim, 2012; Loncina et al., 2013; Daramola et al., 2014; Rizo et al., 2015). The finished product is usually vacuum packaged and refrigerated or frozen and consumed as a ready-to-eat food. The shelf life of cold-smoked fish is three to six weeks at temperatures below 5°C. The consumption of smoked fish has grown significantly in the last decade in many European countries (Cardinal et al., 2001; Foucat et al., 2008). In Serbia, the most commonly consumed smoked fish is cold-smoked trout (Baltic et al., 2006).

Appearance, texture, colour, odour and perhaps taste of fish meat and fish products are analysed at purchase/consumption using human senses (Olafsdottir et al., 2005). ISO standards in the field

¹University of Belgrade, Faculty of Veterinary Medicine, Bulevar oslobodjenja 18, Belgrade 11000, Republic of Serbia;

²Veterinary Speciality Institute, Segedinski put 88, 240000 Subotica, Republic of Serbia;

³Institute of Meat Hygiene and Technology, Kacanskog 13, 11000 Belgrade, Republic of Serbia.

of sensory analysis, adopted in the past 20 years, have contributed to the objectification of sensory analysis (Baltic and Karabasil, 2010). Sensory properties of cold-smoked fish depend on numerous factors (nutrition, primary treatment, the brine composition, condition and quality of smoke, packaging method) (Franco et al., 2010; Ghouaiel et al., 2013; Ameko et al., 2016).

The aim of this study was to investigate the influence of different packaging methods on the sensory properties of cold-smoked trout stored at 3°C during 42 days.

Material and methods

Cold-smoked trout samples preparations

Salmon trout (*Oncorhynchus mykiss*) weighed about 1 kg and originated from the Bocac Fish Farm, owned by Tropic, Banja Luka, Republic of Srpska. All salmon trout were grown and fed under the same conditions. The live fish were transported from the fish farm to the processing plant in specialized vehicles with liquid oxygen under controlled temperature conditions. Trout were placed in outdoor open pools that had the conditions necessary for fish survival (a constant water flow, adequate temperature), and were not fed. Trout were primarily processed (stunning, bleeding, evisceration) in the manner usual for this industrial plant. After primary processing, the spine was removed by cutting parallel to it, whereby the left and right halves were obtained. Trout halves were rinsed with water and immersed in barrels with brine (wet salting) with a 9% salt concentration. Rosemary (*Quantum satis*), was added to the brine according to the principles of good manufacturing practice. Fish were brined for 24 hours at 4°C. After brining, fish were drained for one hour at 20°C and then smoked for eight hours in an automated smoke chamber at 28°C. Smoke was produced by combustion of beech sawdust in a generator separated from the smoking chamber. After smoking, fish were cooled at 2°C for ten hours, then residual parts of the ribs were removed and fish halves were sliced from the medial carcass side, into thin fillets, up to 0.5 cm thick, each weighing about 75 g.

Cold-smoked trout fillet packaging

Cold-smoked trout fillets were split into three groups. The first group was vacuum packaged (group I), the second was packaged in a modified atmosphere with 50% CO₂ and 50% N₂ (group II), and

the third was packaged in a modified atmosphere with 90% CO₂ and 10% N₂ (group III).

Modified atmosphere packaging was conducted using a Multivac machine (Multivac C350, D-87787 Wolfertschwenden, Germany). The packaging foil was OPA/EVOH/PE (oriented polyamide/ethylene vinyl alcohol/polyethylene, UPM-Kymmene, Walki Films, Finland) with low gas permeability (degree of permeability to oxygen 5 cm³ m⁻² day⁻¹ at 23°C, nitrogen 1 cm³ m⁻² day⁻¹ at 23°C, carbon dioxide cm³ m⁻² day⁻¹ at 23°C and water vapour 15 g m⁻² day⁻¹ at 38°C). Packages were filled with commercial gas mixtures (Messer Tehnogas, Serbia). The ratio of gas:fish in the packages was 2:1.

After packaging, all three groups of fish fillets were stored at 3°C for six weeks.

Selection of assessors and sensory evaluation

Samples for sensory analyses were taken on day 0 and on days 7, 14, 21, 28, 35 and 42 of storage. Before evaluation, fish fillets were kept at room temperature for 20 min. Fourteen assessors participated in sensory evaluation and were selected according to Serbian/ISO standard (SRPS, 2015; SRPS 2012a). The evaluation was conducted in a sensory laboratory designed according to Serbian/ISO standard (SRPS, 2012b), using quantitative descriptive analysis (SRPS, 2001). Four parameters, colour intensity, odour and taste of smoke intensity, tenderness and overall acceptability, were evaluated. The highest score was 5, and the lowest 1, with exception of the tenderness intensity evaluation, where the optimal score was 3.5 (score 5 was for the firmest meat and score 1 the most tender meat).

Chemical composition

The basic chemical composition was determined in fish fillets on day 0. Chemical analyses to determine protein, water, fat and mineral content were conducted according to standard methods (AOAC, 1990).

Statistical analysis

Statistical analyses of the results were conducted using the software GraphPad Prism version 6.00 (GraphPad Software, San Diego, California USA, www.graphpad.com). The results were expressed as mean ± SD and are reported in tables and figures. The effects of different packaging treatments were appraised during storage period by one-factor analysis of variance – ANOVA – with Tukey's multiple

comparison test at 99% or 95% confidence levels (differences were considered significant if $p < 0.01$ or $p < 0.05$).

Results and Discussion

Basic chemical composition of cold-smoked trout fillets

The basic chemical composition of our cold-smoked trout fillets was similar to that reported for this type of fish (Kilibarda, 2009). The average water content in the cold smoked trout fillets at the beginning of the study was $71.00 \pm 2.43\%$, the average protein content $8.21 \pm 1.03\%$, the average fat content $2.08 \pm 0.46\%$, the average ash content $4.38 \pm 0.92\%$. The average sodium chloride content was 3.27 ± 0.72 . The sodium chloride content of smoked salmon in Norway is

2 to 4% (Albarracin et al., 2011; Almlı and Hersleth, 2013).

Colour intensity of cold-smoked trout fillets during storage

On day 0, colour intensity, odour and taste of smoke intensity and overall acceptability scores were 5, while tenderness scores were 3.5 for all groups of trout fillets.

The colour intensity of all groups of cold-smoked trout fillets decreased during storage (Table 1; Figure 1). However, the colour intensity of groups I and III drastically decreased. In contrast, Kolodziejaska et al. (2002) and Leroi et al. (2001) showed that colour intensity of vacuum packaged cold-smoked fish did not significantly change during three weeks of storage at 4°C. Likewise, the colour intensity of smoked salmon packaged in vacuum and modified atmosphere stored for 35 days did not change (Bugueno et al., 2003).

Table 1. Sensory evaluation of colour intensity of packaged cold-smoked trout during storage

Group	Day of Storage					
	7	14	21	28	35	42
I	4.81 ^{AB} ±0.37	4.31 ^A ±0.26	4.19 ^{aA} ±0.26	3.25 ^A ±0.27	3.31 ^A ±0.26	2.19 ^A ±0.37
II	3.25 ^{AC} ±0.38	3.50 ^{AB} ±0.27	3.69 ^{ab} ±0.37	3.49 ^B ±0.04	3.13 ^a ±0.35	3.56 ^{AB} ±0.42
III	4.19 ^{BC} ±0.26	4.06 ^B ±0.18	3.19 ^{Ab} ±0.37	2.69 ^{AB} ±0.26	2.56 ^{Aa} ±0.32	2.63 ^B ±0.52

Same letter within a column indicates a significance difference ^{A-C} $p < 0.01$; ^{a,b} $p < 0.05$

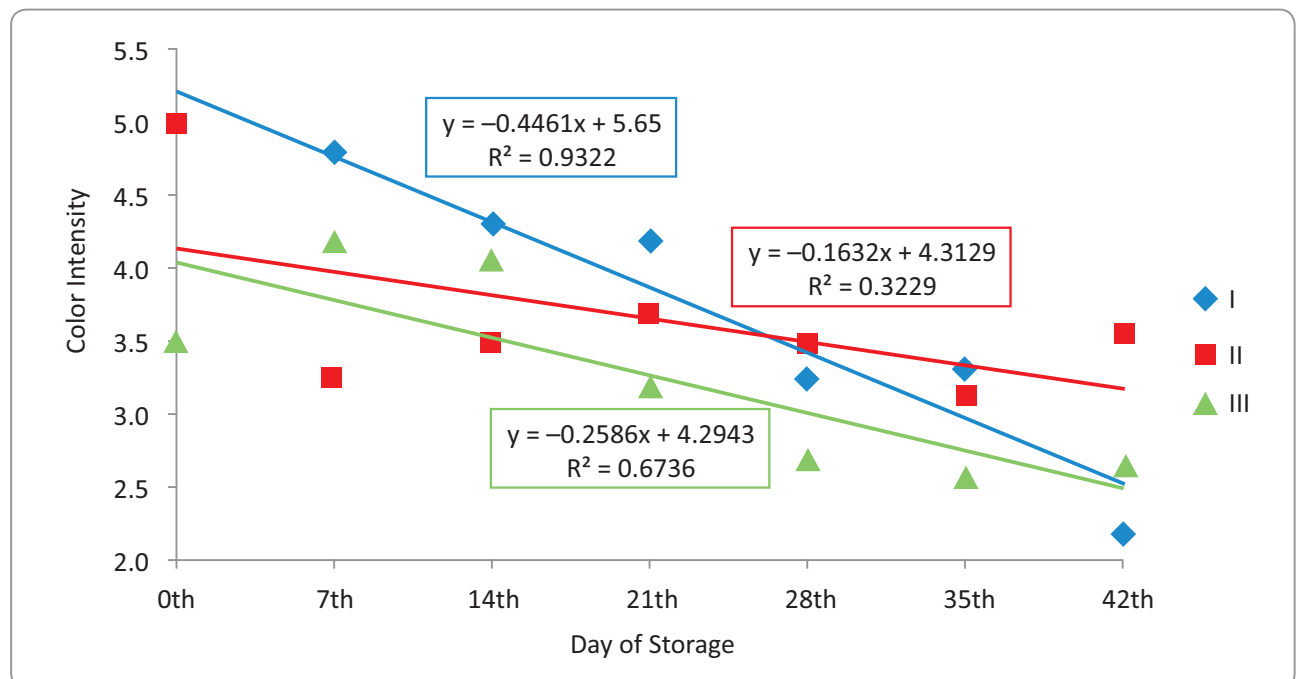


Figure 1. Sensory evaluation of colour intensity of packaged cold-smoked trout during storage

The colour intensity change of group III trout fillets during storage could be attributed to the large proportion of CO₂ in the modified atmosphere packaging. Masniyom et al. (2002) examined the sensory properties of fresh sea bass and mackerel packaged in modified atmosphere and also concluded that high CO₂ concentrations caused adverse colour changes. Choubert and Baccaunaud (2006) observed that salmon trout had a more intensive colour when it was packaged in a modified atmosphere with a lower content of CO₂ and in combination with N₂, compared to modified atmosphere packaging with higher CO₂ levels.

Numerous studies in the European Union showed that the colour of smoked products (particularly smoked fish) is a primary parameter that leads the consumer to buy a particular type of food (Espe et al., 2004; Schubring, 2008). Johnston et al. (2000) and Lakshmanan et al. (2005) emphasise that undesirable colour, as one of the most important cold-smoked salmon quality parameters, greatly reduces the cost of this product on the market.

Salmon discoloration, as a result of pigment loss, was noted by Partmann (1981), when salmon was packaged in a modified atmosphere with 100% CO₂, and by Barnett et al. (1982), with salmon, packaged in a modified atmosphere with 90% CO₂. The less intensive colour of trout fillets packaged in modified atmospheres should not result from changes in smoke constituents (although these compounds give smoked fish its characteristic colour), but are likely due to the loss of fish pigments, which give fish its specific, initial colour, as result of CO₂ effects. Poli et al. (2006) point out that the reason for decreasing fish colour intensity after packaging in modified atmospheres could be muscle and pigment protein denaturation, as the result of carbonic acid formation. CO₂ dissolving in fish tissues under modified atmosphere packaging leads to acidification and decrease of the meat pH, which causes changes in the fish colour (Torrieri et al., 2006).

Odour and taste of smoke intensity of cold-smoked trout fillets during storage

The odour and taste of smoke intensity of all groups of cold-smoked trout, although high, decreased during storage (Table 2).

The high scores for odour and taste of smoke intensity were not surprising, given the importance this quality has for cold-smoked fish quality (Jonsdottir et al., 2008; Olafsdottir and Kristbergsson, 2006). Although odour and taste of smoke intensity scores decreased during the storage period, they remained the highest in group III trout fillets, compared to the other two groups (Figure 2). Truelstrup Hansen and Huss (1998) and Leroi et al. (1998) in their examination of vacuum packaged cold-smoked trout, also found that during storage, the odour and taste of smoke intensity decreased, and became milder or almost neutral.

Volatile substances that are usually produced by bacteria are the cause of undesirable odours in smoked fish (Olafsdottir et al., 2005; Dondero et al., 2004). These substances include trimethylamine, the volatile sulphur compounds, aldehydes, ketones, esters, hypoxanthine, and other low molecular weight substances. The substrates for the formation of these volatile compounds are trimethylamine oxide, sulphur-containing compounds, carbohydrates (ribose and lactate) nucleotides (inosine monophosphate, inosine), and other non-protein nitrogen compounds. Trimethylamine is responsible for the typical sharp “fishy” odour, indicator of spoilage.

An interesting result of the current study is the intense odour and taste of smoke discerned in group III trout fillets during whole storage period. Currently, we are unable to explain this phenomenon, and therefore, it is very interesting as a subject for future research. Leroi et al. (1996) produced similar observations during the examination of vacuum packaged cold-smoked salmon, which they attributed to yeast inhibition because of the high CO₂ concentration, and which reduced an undesirable acidic smell. It is also possible that the dissolved CO₂, with consequent decrease in pH, stimulated or accelerated some reactions responsible for forming the odour and

Table 2. Sensory evaluation of odour and taste of smoke intensity of packaged cold-smoked trout during storage

Group	Day of Storage					
	7	14	21	28	35	42
I	4.00 ^{aA} ±0.27	4.13 ^A ±0.26	3.31 ^{AB} ±0.46	3.31 ^{AB} ±0.26	1.94 ^{AB} ±0.50	1.31 ^{aA} ±0.26
II	4.50 ^a ±0.38	3.81 ^B ±0.46	4.38 ^A ±0.23	3.94 ^{AC} ±0.18	3.31 ^{AC} ±0.37	1.00 ^{aB} ±0.00
III	4.75 ^A ±0.27	4.81 ^{AB} ±0.26	4.63 ^B ±0.69	4.56 ^{BC} ±0.18	4.31 ^{BC} ±0.26	3.25 ^{AB} ±0.27

Same letter within a column indicates a significance difference ^{A-C} p<0.01; ^a p<0.05

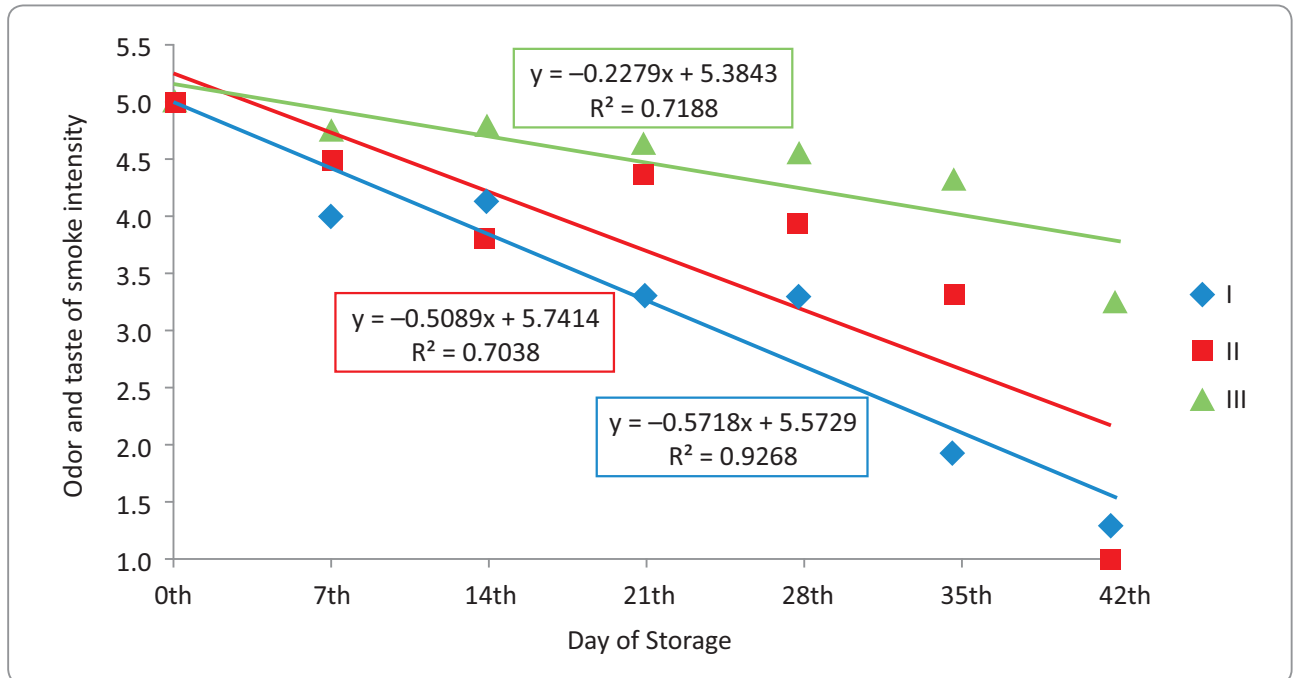


Figure 2. Sensory odour and taste of smoke intensity evaluation of packaged cold-smoked trout during storage

taste of smoke. Phenols are mostly responsible for forming the odour and taste of smoke (Kostyra and Barylka-Pikielna, 2006). As well, functional groups of low molecular weight carbonyl compounds (aldehydes, ketones) can affect odour and taste of smoke in smoked products (Gomez-Guillen *et al.*, 2006; Kostyra and Barylka-Pikielna, 2006).

Although the high average odour and taste of smoke intensity scores of group III trout fillets in the present study had a positive impact on the overall acceptability of these fillets, it could also have masked, for example, the odour of amine, an initial sign of fish spoilage (Lyhs, 2002; Cardinal *et al.*, 2004).

Tenderness evaluation of cold-smoked trout fillets during storage

Average tenderness scores of all groups of cold-smoked trout fillets during the storage period remained essentially unchanged (Table 3; Figure 3).

Cardinal *et al.* (2004) found a positive correlation between texture and colour intensity of cold-smoked fish (firmer fish had more intense colour) while in the current study, a negative correlation occurred between these two parameters. Also, our group III fish fillets, which had the less intense colour, had a slight decrease of tenderness during storage. The reason for our data disagreeing with literature data could be that colour intensity in the salmon trout we studied depended on smoke, but perhaps also on fish nutrition.

The texture of cold-smoked fish has great importance for product quality (Lakshmanan *et al.*, 2005). Autolytic processes play the most important role in changes to fish meat structure during storage, and therefore, for the quality of fish meat. Autolytic degradation can cause undesirable fish softening at the very beginning of storage, even when the microbiota which usually causes spoilage is still not sufficiently developed to do so (Olafsdottir *et al.*,

Table 3. Sensory evaluation of tenderness of packaged cold-smoked trout during storage

Group	Day of Storage					
	7	14	21	28	35	42
I	3.81 ^{aA} ±0.26	3.50 ^{Aa} ±0.38	3.75 ^A ±0.46	3.13 ^A ±0.23	3.75 ^{ab} ±0.27	4.19 ^A ±0.26
II	4.25 ^{abB} ±0.38	4.06 ^{AB} ±0.18	3.25 ^a ±0.38	4.00 ^{AB} ±0.27	3.38 ^a ±0.23	3.94 ^B ±0.18
III	3.25 ^{AB} ±0.27	3.00 ^{ab} ±0.27	2.75 ^{Aa} ±0.38	3.38 ^B ±0.23	3.31 ^b ±0.26	3.44 ^{AB} ±0.32

Same letter within a column indicates a significance difference ^{A, B} $p < 0.01$; ^{a, b} $p < 0.05$

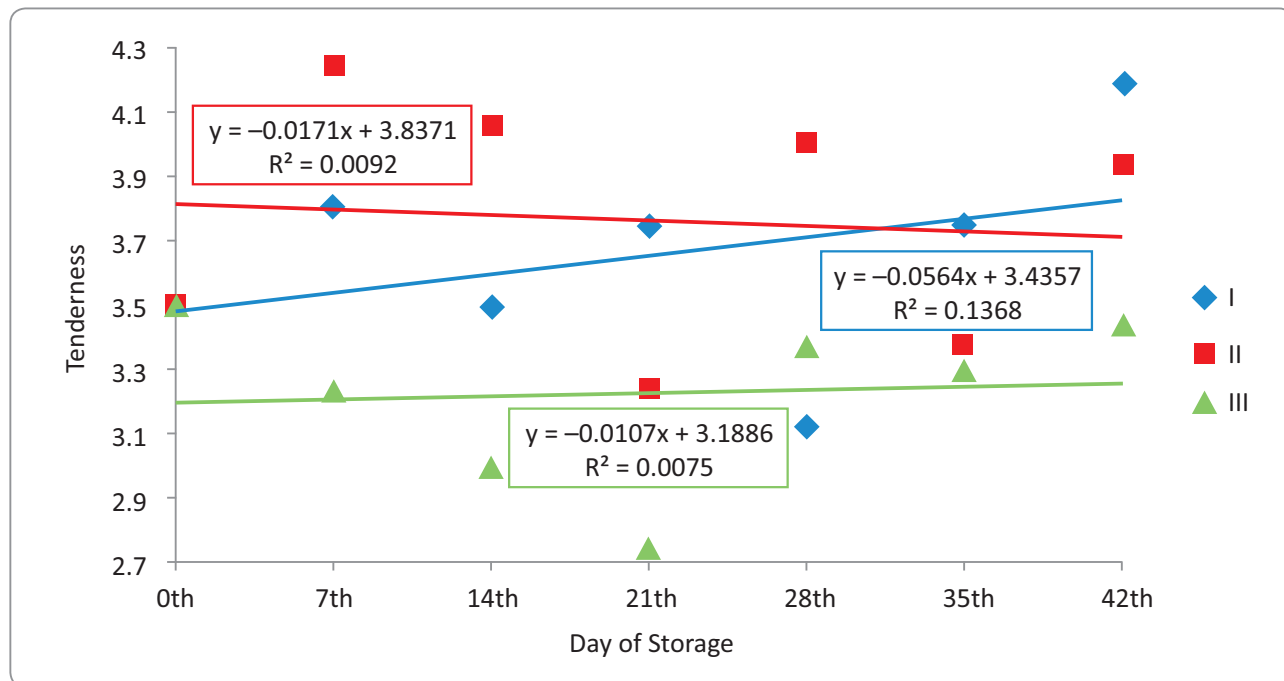


Figure 3. Sensory evaluation of tenderness of packaged cold-smoked trout during storage

2005; Dondero et al., 2004; Truelstrup Hansen et al., 1996).

One study showed that the reasons for fish meat softening include the manner of handling the raw material prior to slaughter, and the fat composition and storage conditions, which can lead to changes such as disintegration of the extracellular matrix and collagen fractions. This more likely occurs as a result of autolytic processes in fish tissue, rather than being a consequence of microbial activity (Lund and Nielsen, 2001). Also, dissolution of CO₂ in the tissues leads to acidification and decreases the pH of cold-smoked fish in modified atmospheres and consequently, changes the meat texture (Torrieri et al., 2006).

The reason the tenderness intensity of group III fish fillets remained almost unchanged during storage could be due to this dissolution of CO₂ in the tissue, decreasing the pH. This would lead to protein changes, meaning the protein had less ability to bind

water. Therefore, the consequent water loss resulted in the fish meat becoming firmer or not changing, even if it was affected by autolytic changes from microbiological activity (Goulas and Kontominas, 2007b).

Overall acceptability of cold-smoked trout fillets during storage

Average total acceptability scores of the three groups of cold-smoked trout fillets are shown in Table 4, and these decreased during storage. Similar findings were published by Ibrahim et al. (2008), Pantazi et al. (2008), Goulas and Kontominas (2007b), Cakli et al. (2006), Goulas and Kontominas (2005), Dondero et al. (2004) and Kolodziejaska et al. (2002). All these authors found that fish, fresh or smoked, packaged in different atmospheres, showed better overall acceptability scores, and thus, had

Table 4. Sensory evaluation of overall acceptability of packaged cold-smoked trout during storage

Group	Day of Storage					
	7	14	21	28	35	42
I	3.94 ^{AB} ±0.18	4.21±0.27	3.00 ^{AB} ±0.38	3.06 ^A ±0.32	1.75 ^{AB} ±0.27	1.00±0.00
II	4.44 ^{AC} ±0.18	4.07±0.53	4.13 ^{Aa} ±0.23	3.31 ^B ±0.26	3.13 ^{AC} ±0.23	1.00±0.00
III	4.94 ^{BC} ±0.18	4.43±0.35	4.44 ^{Ba} ±0.18	4.00 ^{AB} ±0.27	3.88 ^{BC} ±0.23	1.19±0.26

Same letter within a column indicates a significance difference ^{A-C} p<0.01; ^a p<0.05

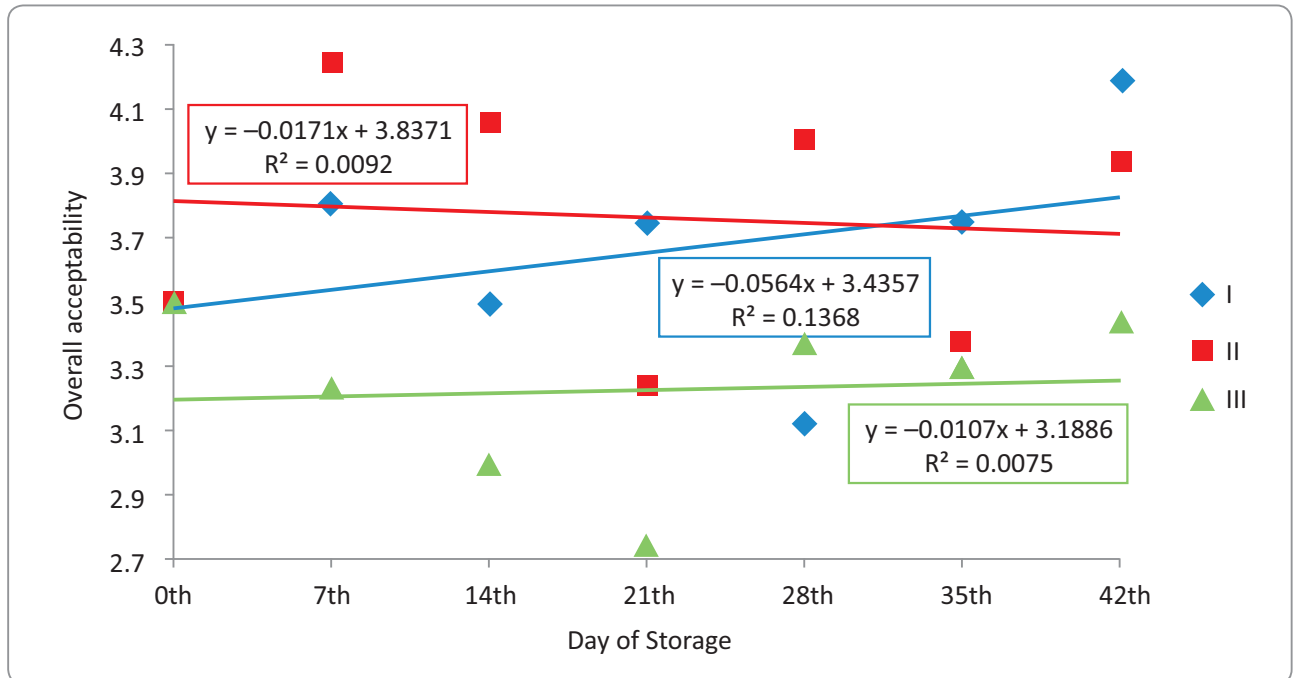


Figure 4. Sensory evaluation of overall acceptability of packaged cold-smoked trout during storage

longer shelf lives, as compared to fish stored in air or under vacuum.

Results of the present study show that significantly the highest average overall acceptability scores were determined for fish fillets packaged in the modified atmosphere with 90% CO₂ and 10% N₂ (group III). Group II fish fillets (modified atmosphere with 50% CO₂ and 50% N₂) had slightly lower overall acceptability scores, and vacuum packaged fish fillets (group I) achieved the lowest score (Figure 4). *Ibrahim et al.* (2008) examined smoked mullet packaged in modified atmosphere and vacuum, and found similar results. One explanation for this could be the fact that food packaged

in modified atmosphere retains a more natural appearance than food packaged in a vacuum (*Murcia et al.*, 2003).

Conclusions

Colour intensity, odour and taste of smoke intensity and overall acceptability of cold-smoked trout decreased during storage, while fish fillet tenderness underwent very little change. Cold-smoked trout fillets packaged in modified atmosphere had higher average sensory scores compared to vacuum packaged cold-smoked trout fillets.

Acknowledgement: The study was part of Project “Influence of the quality of the components in the diet of cyprinidae to meat quality, losses and cost of the production” (TR 31011), funded by the Ministry of Education, Science and Technological Development, Republic of Serbia.

References

- Albarracin, W., Sanchez, I. C. & Grau, R. (2011).** Salt in food processing and reduction: a review. *International Journal of Food Science and Technology*, 46, 7, 1329–1336.
- Almli, V. L. & Hersleth, M. (2013).** Salt replacement and injection salting in smoked salmon evaluated from descriptive and hedonic sensory perspective. *Aquaculture International*, 21, 5, 1091–1108.
- Ameko, E., Commey, V., Achio, S., Kutsandzie, F., Abrok-wah, A., Alhassan, S. & Goddey, P. (2016).** Procedure for Indirect Smoking of Skipjack Tuna with Mahogany Liquid Smoke and Comparative Sensory Analysis to Traditionally Smoked Skipjack Tuna. *APT Journal of Multi-disciplinary Research*, 1, 1, 8–16.
- AOAC. (1990).** Association of Official Analytical Chemists Handbook. 15th Edition. AOAC: Fairfax, VA. 1298 pp.
- Baltic, Z. M. & Karabasil, N. (2010).** Kontrola namirnica. Fakultet veterinarske medicine, Beograd.
- Baltic, Z. M., Kilibarda, N., Gopcevic, K., Dimitrijevic, M. & Sando, D. (2006).** Cinioci od znacaja za kvalitet dimljene ribe, Zbornik kratkih sadrzaja, 12. Savjetovanje veterina-ra Republike Srpske, Teslic.

- Baltic, Z. M., Kilibarda, N., Teodorovic, V., Dimitrijevic, M., Karabasil, N. & Djuric J. (2010). Znacaj ribe u ishrani ljudi, XXXI seminar za inovacije znanja veterinara, Fakultet veterinarske medicine, Beograd, Zbornik predavanja, 39–58.
- Barnett, H. J., Stone, F. E., Roberts, G. C., Hunter, P. J., Nelson, R. W., & Kwok, J. (1982). A study in the use of a high concentration of CO₂ in a modified atmosphere to preserve fresh salmon. *Marine Fisheries Review*, 44, 7–11.
- Bugueno, G., Escriche, L., Martínez-Navarrete, N., Camacho, M. & Chiralt, A. (2003). Influence of storage conditions on some physical and chemical properties of smoked salmon (*Salmo salar*) processed by vacuum impregnation techniques. *Food Chemistry*, 81, 85–90.
- Cakli, S., Kilinc, B., Dincer, T. & Tolasa, S. (2006). Comparison of the shelf life of map and vacuum packaged hot smoked rainbow trout (*Oncorhynchus mykiss*). *European Food Research Technology*, 224, 19–26.
- Cardinal, M., Gunnlaugsdottir, H., Bjoernevik, M., Ouisse A., Vallet, J. L. & Leroi, F. (2004). Sensory characteristics of cold-smoked Atlantic salmon (*Salmo salar*) from European market and relationships with chemical, physical and microbiological measurements. *Food Research International*, 37, 181–193.
- Cardinal, M., Knockaert, C., Torrissen, O., Sigurgisladottir, S., Mörkóre, T., Thomassen, M. & Vallet, J. L. (2001). Relation of smoking parameters to the yield, colour and sensory quality of smoked Atlantic salmon (*Salmo salar*). *Food Research International*, 34, 537–550.
- Choubert, G. & Baccaunaud, M. (2006). Colour changes of fillets of rainbow trout (*Oncorhynchus mykiss* W.) fed as-taxanthin or canthaxanthin during storage under controlled or modified atmosphere. *LWT-Food Science and Technology*, 39, 1203–1213.
- Codex Alimentarius. (2013). Standard for Smoked Fish, Smoked-Flavoured Fish and Smoke-Dried Fish, 311.
- Cvrtila, Z. I & Kozacinski, L. (2006). Kemijski sastav mesa riba. *Meso*, 7, 6, 365–370.
- Daramola, J. A., Kester, C. T., Osofero, S. A. & Oijakor, C. C. (2014). Microbiological and Proximate Assessment of Cold-smoked *Gadus morhua* in Traditional Fish Smoking Centers in Ota Metropolis. *The Pacific Journal of Science and Technology*, 15, (1), 297–305.
- Dondero, M., Cisternas, F., Carvajal, L. & Simpson, R. (2004). Changes in quality of vacuum-packed cold-smoked salmon (*Salmo salar*) as a function of storage temperature. *Food Chemistry*, 87, 543–550.
- Espe, M., Kiessling, A., Lunestat, B., Torrissen, O. & Røra, A. B. (2004). Quality of cold smoked salmon collected in one French hypermarket during a period of 1 year. *Lebensmittel-Wissenschaft & Technologie*, 37, 627–638.
- Foucat, L., Ofstad, R. & Renou, J. P. (2008). How is the fish meat affected by technological processes? Graham A. Webb (ed.). *Modern Magnetic Resonance*, 967–971.
- Franco, M. L. R. S., Viegas, E. M. M., Kronka, S. N., Vidotti, R. M., Assano, M. & Gasparino, E. (2010). Effects of hot and cold smoking processes on organoleptic properties, yield and composition of matrix fillet. *Revista Brasileira de Zootecnia*, 39, 4, 695–700.
- Ghouaiel, S., Bouriga, N., Lamouchi, W. & Trabels, M. (2013). Effect of Hot and Cold Smoking Processes and Thymus Oil's Addition, on Microbiological and Sensory Properties of Sander lucioperca's Fillets. *Science Alert*, DOI: 10.3923/jbs.2013.332.340.
- Gomez-Guillen, C., Gomez-Estaca, J., Gimenez, B. & Montero, P. (2009). Alternative fish species for cold smoking process. *International Journal of Food Science and Technology*, 44, 1525–1535.
- Goulas, A. E. & Kontominas, M. G. (2005). Effect of salting and smoking-method on the keeping quality of chub mackerel (*Scomber japonicus*): biochemical and sensory attributes. *Food Chemistry*, 93, 3, 511–520.
- Goulas, A. E. & Kontominas, M. G. (2007a). Combined effect of light salting, modified atmosphere packaging and oregano essential oil on the self-life of sea bream (*Sparus aurata*): Biochemical and sensory attributes. *Food Chemistry*, 100, 287–296.
- Goulas, A. E. & Kontominas, M. G. (2007b). Effect of modified atmosphere packaging and vacuum packaging on the shelf-life of refrigerated chub mackerel (*Scomber japonicus*): biochemical and sensory attributes. *European Food Research Technology*, 224, 545–553.
- Ibrahim, S. M., Nassar, A. G. & El-Badry, N. (2008). Effect of Modified Atmosphere Packaging and vacuum Packaging Methods on Some Quality Aspects of Smoked Mullet (*Mugil cephalus*). *Global Veterinaria*, 2, (6), 296–300.
- Johnston, I. A., Alderson, R., Sandham, C., Dingwall, A., Mitchell, D., Selkirk, C., Nickell, D., Baker, R., Robertson, B., Whyte, D. & Springate, J. (2000). Muscle fibre density in relation to the colour and texture of smoked Atlantic salmon (*Salmo salar* L.). *Aquaculture*, 189, 335–349.
- Jonsdottir, R., Olafsdottir, G., Chanie, E. & Haugen, J. E. (2008). Volatile compounds suitable for rapid detection as quality indicators of cold smoked salmon (*Salmo salar*). *Food Chemistry*, 109, 184–195.
- Kilibarda N., Baltic M., Dimitrijevic M., Karabasil N. & Teodorovic V. (2009). Dimljena riba – proizvodnja i kvalitet. IV Medjunarodna konferencija „Ribarstvo“ 27–29 maj, 2009. Poljoprivredni fakultet Beograd. Zbornik predavanja, 296–306.
- Kolodziejska, I., Niecikowska, C., Januszewska, E. & Sikorski, Z. E. (2002). The Microbial and Sensory Quality of Mackerel Hot Smoked in Mild Conditions. *Lebensmittel-Wissenschaft & Technologie*, 35, 87–92.
- Kostyra, E. & Barylka-Pikielna, N. (2006). Volatiles composition and flavour profile identity of smoke flavourings. *Food Quality and Preference*, 17, (1), 85–89.
- Lakshmanan, R., Miskin, D. & Piggott, J. R. (2005). Quality of vacuum packed cold-smoked salmon during refrigerated storage as affected by high-pressure processing. *Journal of the Science of Food and Agriculture*, 85, 655–661.
- Leroi, F., Arbey, N., Joffraud, J. J., & Chevalier, F. (1996). Effect of inoculation with lactic acid bacteria on extending the shelf-life of vacuum-packed cold smoked salmon. *International Journal of Food Science and Technology*, 31, 497–504.
- Leroi, F., Joffraud, J., Chevalier, F. & Cardinal, M. (1998). Study of the microbial ecology of cold-smoked salmon during storage at 8 °C. *International Journal of Food Microbiology*, 39, 111–121.
- Leroi, F., Joffraud, J., Chevalier, F. & Cardinal, M. (2001). Research of quality indices for cold-smoked salmon using a stepwise multiple regression of microbiological counts and physics-chemical parameters. *Journal of Applied Microbiology*, 90, 578–588.

- Loncina J., Nedec D., Ivanovic J., Baltic T., Dokmanovic M., Djuric J., Boskovic M. & Baltic Z. M. (2013).** Aktivni sistemi pakovanja mesa i proizvoda od mesa, *Veterinarski Zurnal Republike Srpske*, 13, 1, 5–15.
- Lund, K. E. & Nielsen, H. H. (2001).** Proteolysis in salmon (*Salmo salar*) during cold storage; effects of storage time and smoking process. *Journal of Food Biochemistry*, 25, 379–395.
- Lyhs, U. (2002).** Lactic acid bacteria associated with the spoilage of fish products, Academic dissertation, Faculty of Veterinary Medicine, University of Helsinki.
- Masniyom, P., Benjakul, S. & Visessanguan, W. (2002).** Shelf-life extension of refrigerated seabass slices under modified atmosphere packaging. *Journal of the Science of Food and Agriculture*, 82, 873–880.
- Murcia, M. A., Martínez-Tomé, Nicolás, M. C. & Vera, A. M. (2003).** Extending the shelf-life and proximate composition stability of ready to eat foods in vacuum or modified atmosphere packaging. *Food Microbiology*, 20, 671–679.
- Olafsdottir, G. & Kristbergsson, K. (2006).** Electronic-Nose Technology: Chapter 5. Application for Quality Evaluation in the Fish Industry in Odors in Food Industry, Springer, US.
- Olafsdottir, G., Chanie, E., Westad, F., Jonsdottir, R., Thalmann, C. R., Bazzo, S., Labreche, S., Marcq, P., Lundby, F. & Haugen, J.E. (2005).** Prediction of microbial and sensory quality of cold smoked Atlantic salmon (*Salmo salar*) by electric nose. *Journal of Food Science*, 70, 9, 563–574.
- Pantazi, D., Papavergou, A., Pournis, N., Kontominas, M.G. & Savvaidis, I. N. (2008).** Shelf-life of chilled fresh Mediterranean swordfish (*Xiphias gladius*) stored under various packaging conditions: Microbiological, biochemical and sensory attributes. *Food Microbiology*, 25, 136–143.
- Partmann, W. (1981).** Investigations on the storage of packaged rainbow trouts (*Salmo gairdneri*, R.) in air and in carbon dioxide. *Die Fleischwirtschaft*, 61, 625–629.
- Poli, B. M., Messini, A., Parisi, G., Scappini, F., Vigiani, V. Giorgi, G. & Vincenzini, M. (2006).** Sensory, physical, chemical and microbiological changes in European sea bass (*Dicentrarchus labrax*) fillets packed under modified atmosphere/air or prepared from whole fish stored in ice. *International Journal of Food Science and Technology*, 41, 444–454.
- Rizo, A., Manes, V., Fuentes, A., Fernandez-Segovia, I. & Barat, J.M. (2015).** A novel process for obtaining smoke-flavoured salmon using water vapour permeable bags. *Journal of Food Engineering*, 149, 44–50.
- Salama, M. I. & Ibrahim, A. E. E. (2012).** Changes in the Quality Properties of Grass Carp (*Ctenopharyngodon Idella*) Fillets Smoked During Chilled Storage. *Journal of the Arabian Aquaculture Society*, 7, 2, 165–184.
- Schubring, R. (2008).** Use of “filtered smoke” and carbon monoxide with fish. *Journal of Consumer Protection and Food safety*, 3, 31–44.
- SRPS. (2015).** EN ISO 8586. Sensory analysis – General guidelines for the selection, training and monitoring of selected assessors and expert sensory assessors.
- SRPS. (2012a).** EN ISO 8586-2. Sensory analysis – General guidance for the selection, training and monitoring of assessors -- Part 2: Expert sensory assessors.
- SRPS. (2012b).** EN ISO 8589. Sensory analysis – General guidance for the design of test rooms.
- SRPS. (2001).** ISO 6564. Sensory analysis – Methodology – Flavour profile methods.
- Torrieri, E., Cavella, S., Villani, F. & Massi, P. (2006).** Influence of modified atmosphere on the chilled shelf life of gutted farmed bass (*Dicentrarchus labrax*). *Journal of Food Engineering*, 77, 1078–1086.
- Truelstrup Hansen, L. & Huss, H. H. (1998).** Comparison of the microflora isolated from spoiled cold-smoked salmon from three smokehouses. *Food Research International*, 31, 10, 703–711.
- Truelstrup Hansen, L., Gill, T., Røntved, S.,D. & Huss, H. (1996).** Importance of autolysis and microbiological activity of quality of cold-smoked salmon. *Food Research International*, 29, 181–188.
- Vasiliadou, S., Ambrosiadis, I., Varelziz, K., Fletouris, D. & Gavriilidou, I. (2005).** Effect of smoking on quality parameters of farmed gilthead sea bream (*Sparus aurata* L.) and sensory attributes of the smoked product. *European Food Research Technology*, 2217, 232–236.

Paper received: 11.10.2016.

Paper accepted: 20.10.2016.